



CITY OF ARANSAS PASS

AGENDA MEMORANDUM

City Council Meeting of March 19, 2018

Date: March 15, 2018

To: Mayor and City Council

From: Sandra Garcia, Director of Finance

Title: Financial Report for the Month Ending February 28, 2018

PURPOSE: Present Financial Report.

BACKGROUND AND FINDINGS:

The Water & Sewer Fund, Aquatic Center, and Civic Center did not achieve their projected revenues for the month. Overall revenues collected year-to-date exceeded the budgeted amount. Expenditures were down as compared to the budgeted amounts.

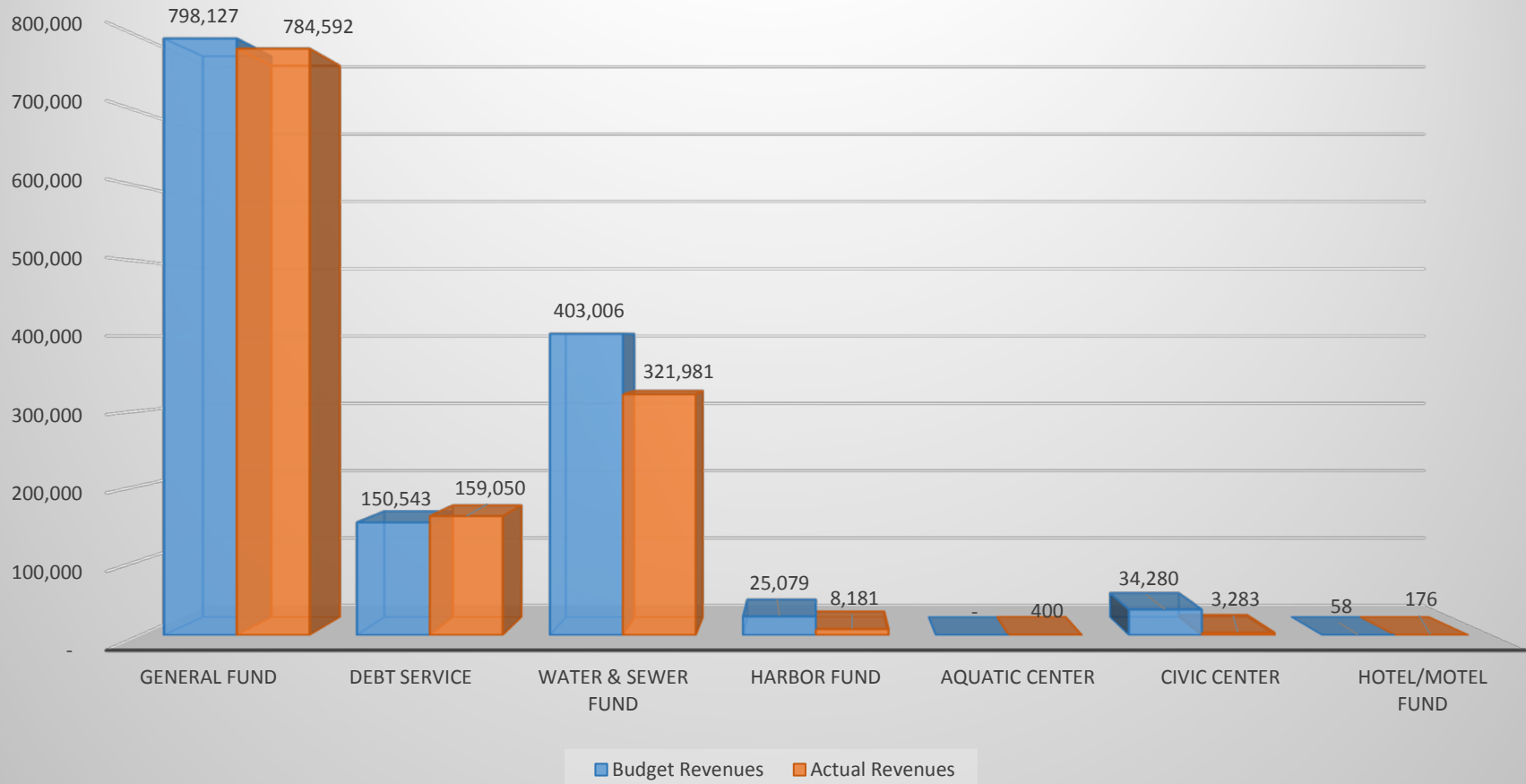
**City of Aransas Pass
Financial Report
Month The Ending February 28, 2018**

	<u>Current Budgeted</u>	<u>Current Actual</u>	<u>Annual Budget</u>	<u>YTD Actual</u>	<u>Remaining Budget %*</u>
<u>General Fund</u>					
Revenue	798,127	784,592	9,772,836	5,274,482	46.03%
Expenditures	807,434	447,794	9,772,836	3,084,569	68.44%
	<u>(9,307)</u>	<u>336,797</u>	<u>-</u>	<u>2,189,913</u>	
<u>Debt Service Fund</u>					
Revenue	150,543	159,050	1,644,934	1,509,295	8.25%
Expenditures	-	-	1,596,226	1,106,494	30.68%
	<u>150,543</u>	<u>159,050</u>	<u>48,708</u>	<u>402,801</u>	
<u>Water & Sewer Fund</u>					
Revenue	403,006	321,981	4,836,069	1,771,457	63.37%
Expenditures	334,656	134,151	4,837,778	1,808,459	62.62%
	<u>68,350</u>	<u>187,830</u>	<u>(1,709)</u>	<u>(37,002)</u>	
<u>Harbor Fund</u>					
Revenue	25,079	8,181	300,950	209,181	30.49%
Expenditures	25,237	5,927	297,010	37,942	87.23%
	<u>(157)</u>	<u>2,254</u>	<u>3,940</u>	<u>171,239</u>	
<u>Aquatics Center</u>					
Revenue	-	400	204,663	400	99.80%
Expenditures	42,493	4,701	313,345	64,849	79.30%
	<u>(42,493)</u>	<u>(4,301)</u>	<u>(108,682)</u>	<u>(64,449)</u>	
<u>Civic Center</u>					
Revenue	34,280	3,283	411,360	6,733	98.36%
Expenditures	27,109	18,575	382,317	131,465	65.61%
	<u>7,171</u>	<u>(15,292)</u>	<u>29,043</u>	<u>(124,732)</u>	
<u>Hotel/Motel Fund</u>					
Revenue	58	176	260,700	126,779	51.37%
Expenditures	48,500	37,021	232,000	109,176	52.94%
	<u>(48,442)</u>	<u>(36,846)</u>	<u>28,700</u>	<u>17,602</u>	
<u>Overall</u>					
Revenue	1,411,093	1,277,662	17,431,512	8,898,327	48.95%
Expenditures	1,285,429	648,169	17,431,512	6,342,954	63.61%
	<u>125,664</u>	<u>629,493</u>	<u>-</u>	<u>2,555,372</u>	

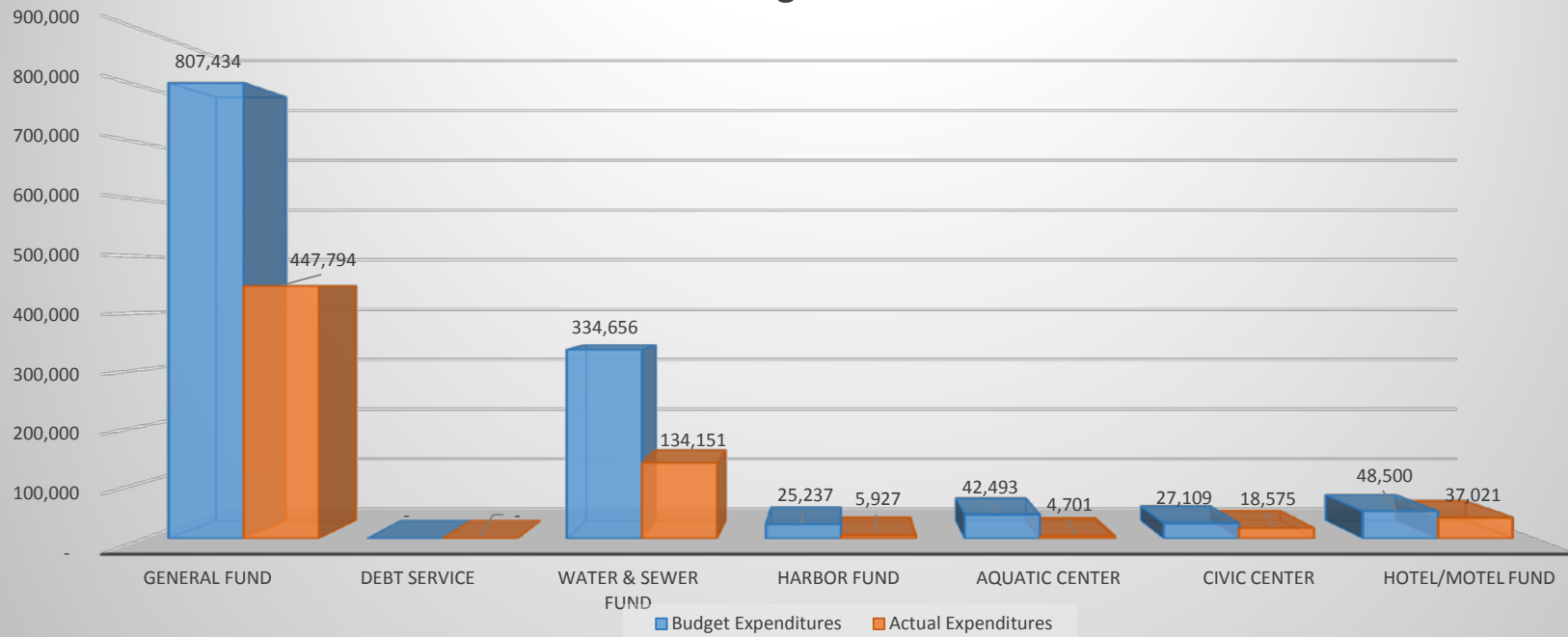
*The remaining budget percent for Revenues should be 58.35% or less to be on track with budgeted revenues.

*The remaining budget percent for Expenditures should be 58.35% or greater to be on track with budgeted expenditures.

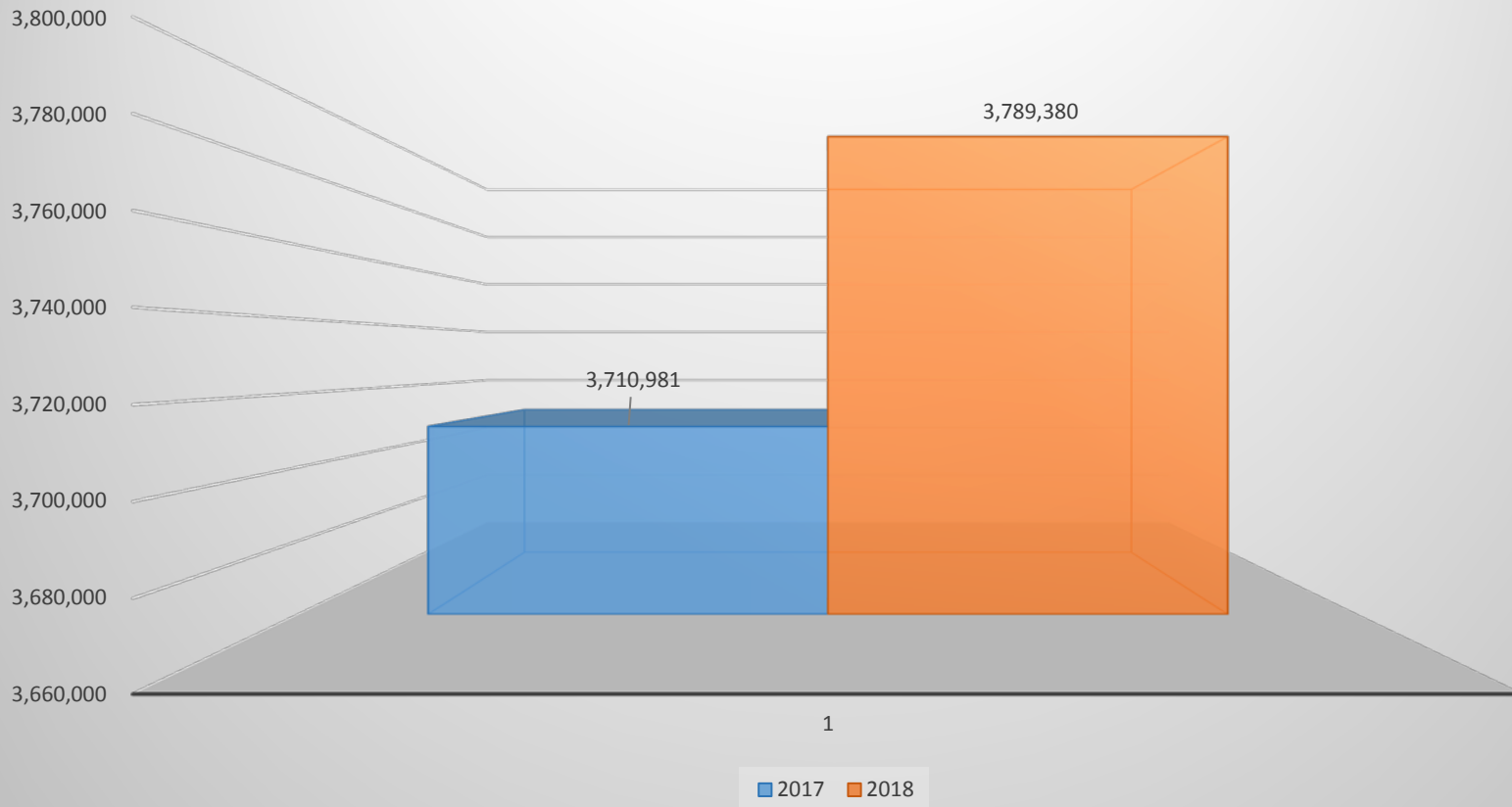
Revenues Budget vs Actual



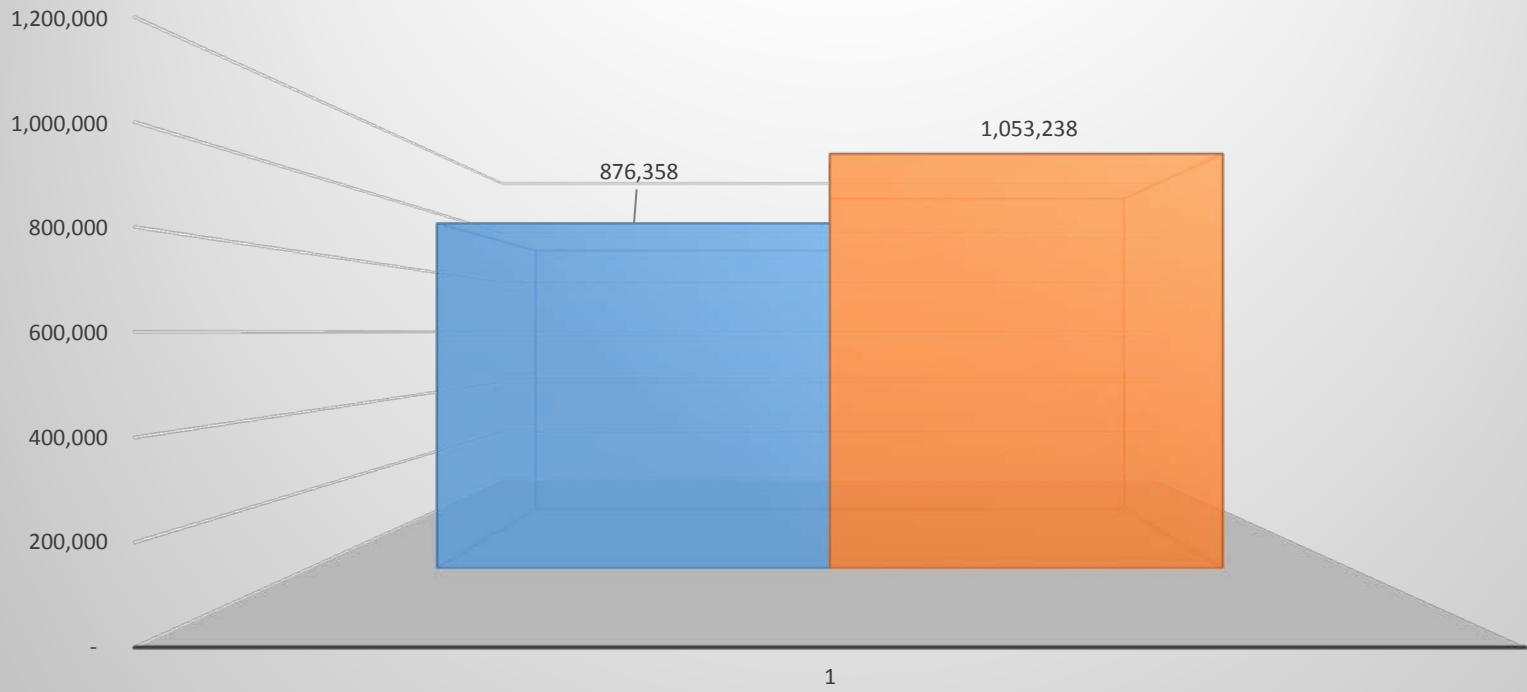
Expenditures Budget vs Actual



Property Tax Collected Year To Date as of February 28, 2018



Sales Tax Collected Year to Date as of February 28, 2018



■ 2017 ■ 2018