



CITY OF ARANSAS PASS

AGENDA MEMORANDUM

City Council Meeting of December 18, 2017

Date: February 15, 2018

To: Mayor and City Council

From: Sandra Garcia, Director of Finance

Title: Financial Report for the Month Ending January 31, 2018

PURPOSE: Present Financial Report.

BACKGROUND AND FINDINGS:

Overall revenues collected for the month exceeded the budgeted amount for the month. Expenditures were down as compared to the budgeted amounts. There are no revenues for the Aquatic Center because the season does not begin until the end of May.

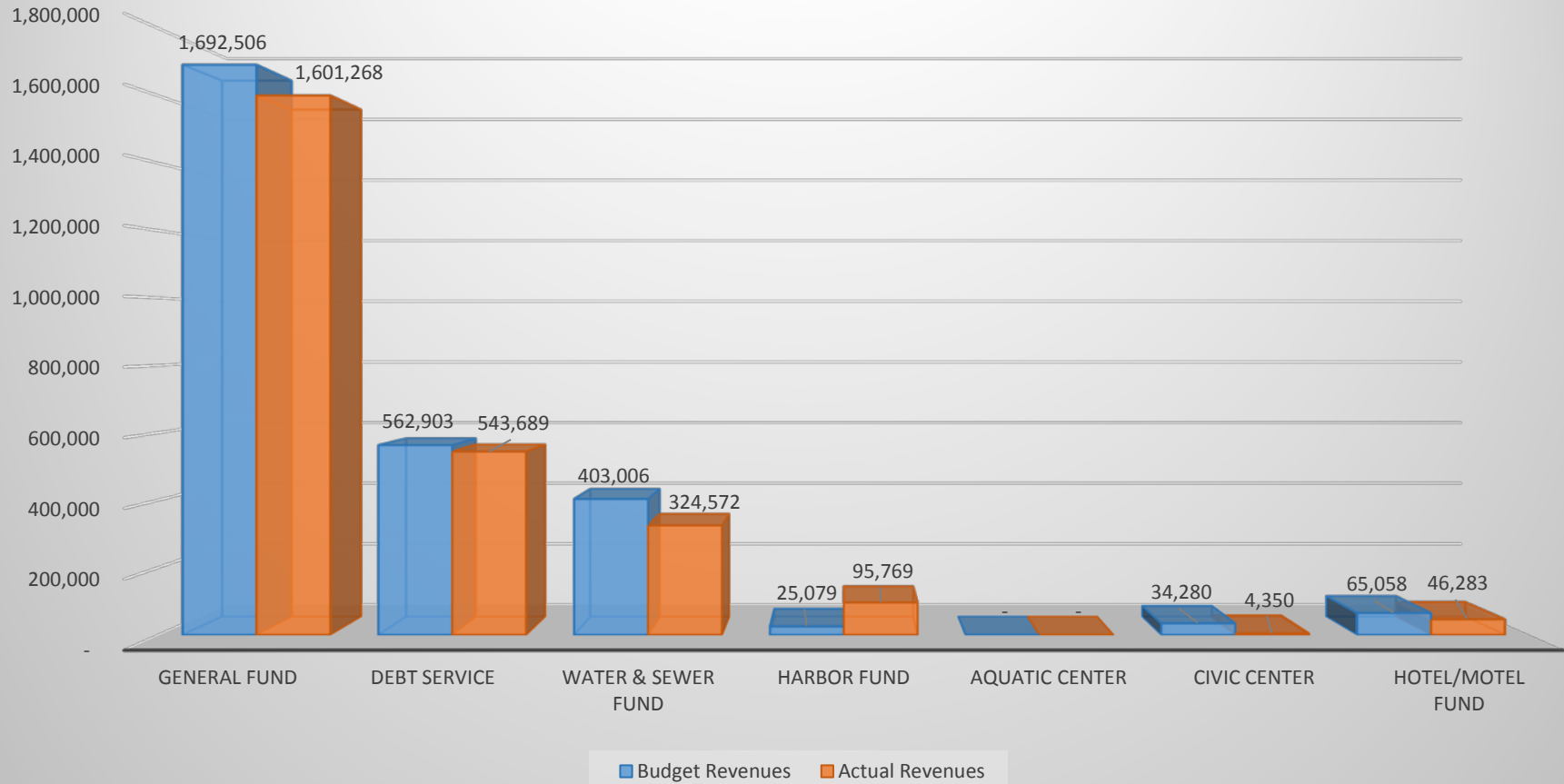
**City of Aransas Pass
Financial Report
Month The Ending January 31, 2018**

	<u>Current Budgeted</u>	<u>Current Actual</u>	<u>Annual Budget</u>	<u>YTD Actual</u>	<u>Remaining Budget %*</u>
<u>General Fund</u>					
Revenue	1,692,506	1,601,268	9,772,836	4,435,497	54.61%
Expenditures	844,237	506,678	9,772,836	2,497,762	74.44%
	<u>848,269</u>	<u>1,094,591</u>	<u>-</u>	<u>1,937,735</u>	
<u>Debt Service Fund</u>					
Revenue	562,903	543,689	1,644,934	1,350,245	17.91%
Expenditures	1,107,394	1,106,494	1,596,226	1,106,494	30.68%
	<u>(544,491)</u>	<u>(562,805)</u>	<u>48,708</u>	<u>243,751</u>	
<u>Water & Sewer Fund</u>					
Revenue	403,006	324,572	4,836,069	1,389,475	71.27%
Expenditures	805,900	747,039	4,837,778	1,662,655	65.63%
	<u>(402,895)</u>	<u>(422,467)</u>	<u>(1,709)</u>	<u>(273,180)</u>	
<u>Harbor Fund</u>					
Revenue	25,079	95,769	300,950	207,969	30.90%
Expenditures	25,237	7,159	297,010	32,015	89.22%
	<u>(157)</u>	<u>88,610</u>	<u>3,940</u>	<u>175,954</u>	
<u>Aquatics Center</u>					
Revenue	-	-	204,663	-	100.00%
Expenditures	45,090	13,697	313,345	58,259	81.41%
	<u>(45,090)</u>	<u>(13,697)</u>	<u>(108,682)</u>	<u>(58,259)</u>	
<u>Civic Center</u>					
Revenue	34,280	4,350	411,360	3,450	99.16%
Expenditures	41,410	19,899	382,317	110,473	71.10%
	<u>(7,130)</u>	<u>(15,549)</u>	<u>29,043</u>	<u>(107,023)</u>	
<u>Hotel/Motel Fund</u>					
Revenue	65,058	46,283	260,700	126,710	51.40%
Expenditures	4,750	-	232,000	72,115	68.92%
	<u>60,308</u>	<u>46,283</u>	<u>28,700</u>	<u>54,595</u>	
<u>Overall</u>					
Revenue	2,782,832	2,615,931	17,431,512	7,513,346	56.90%
Expenditures	2,874,017	2,400,966	17,431,512	5,539,774	68.22%
	<u>(91,185)</u>	<u>214,965</u>	<u>-</u>	<u>1,973,572</u>	

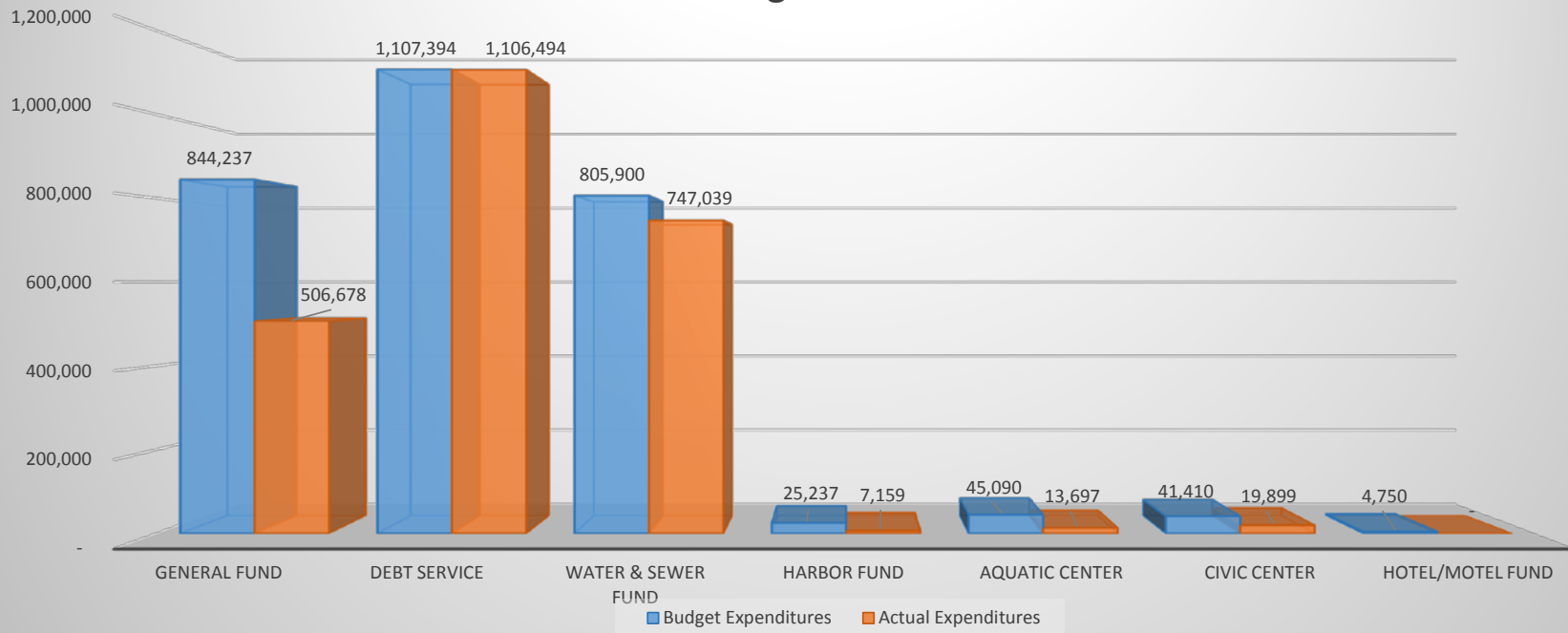
*The remaining budget percent for Revenues should be 66.68% or less to be on track with budgeted revenues.

*The remaining budget percent for Expenditures should be 66.68% or greater to be on track with budgeted expenditures.

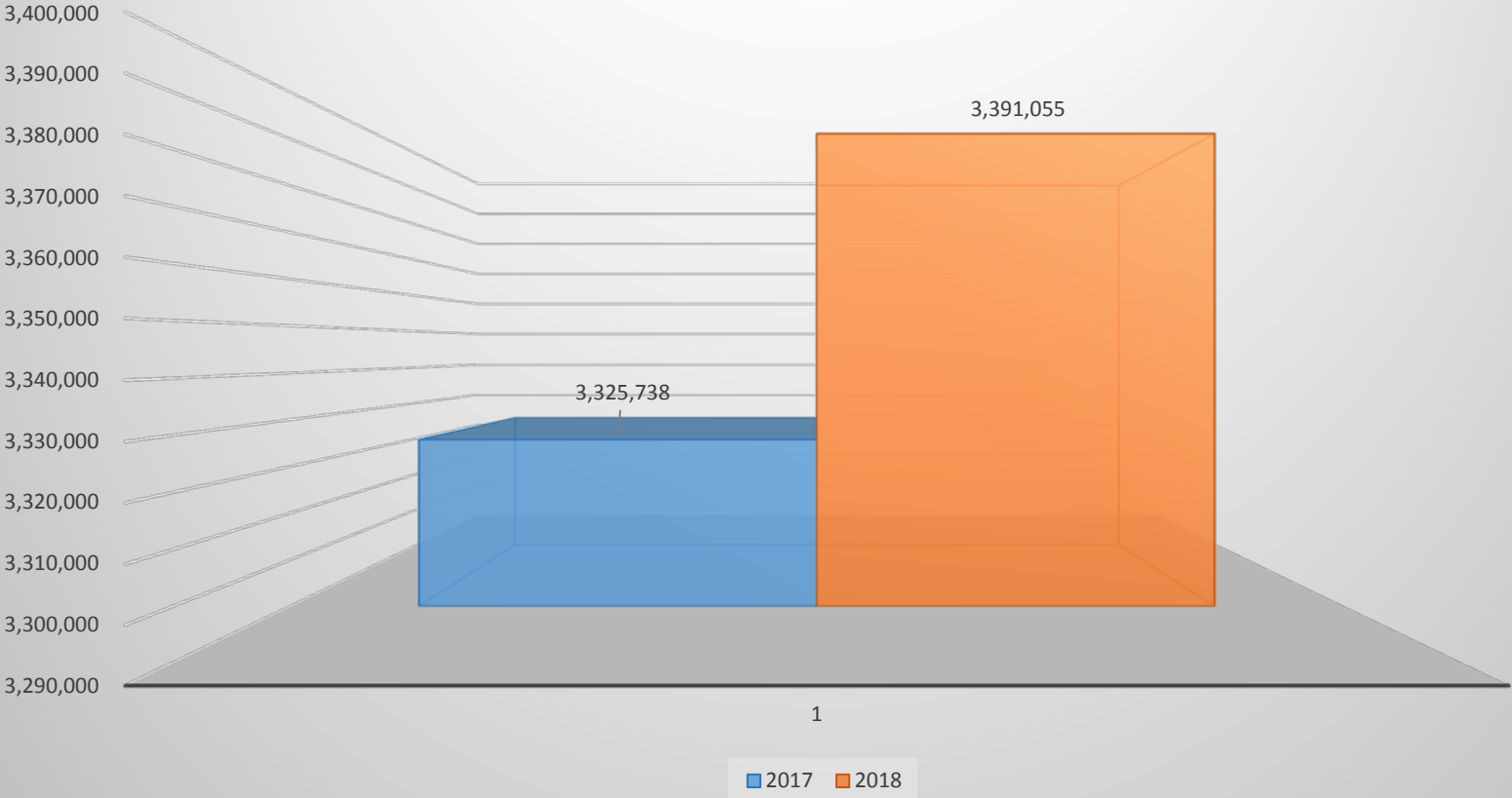
Revenues Budget vs Actual



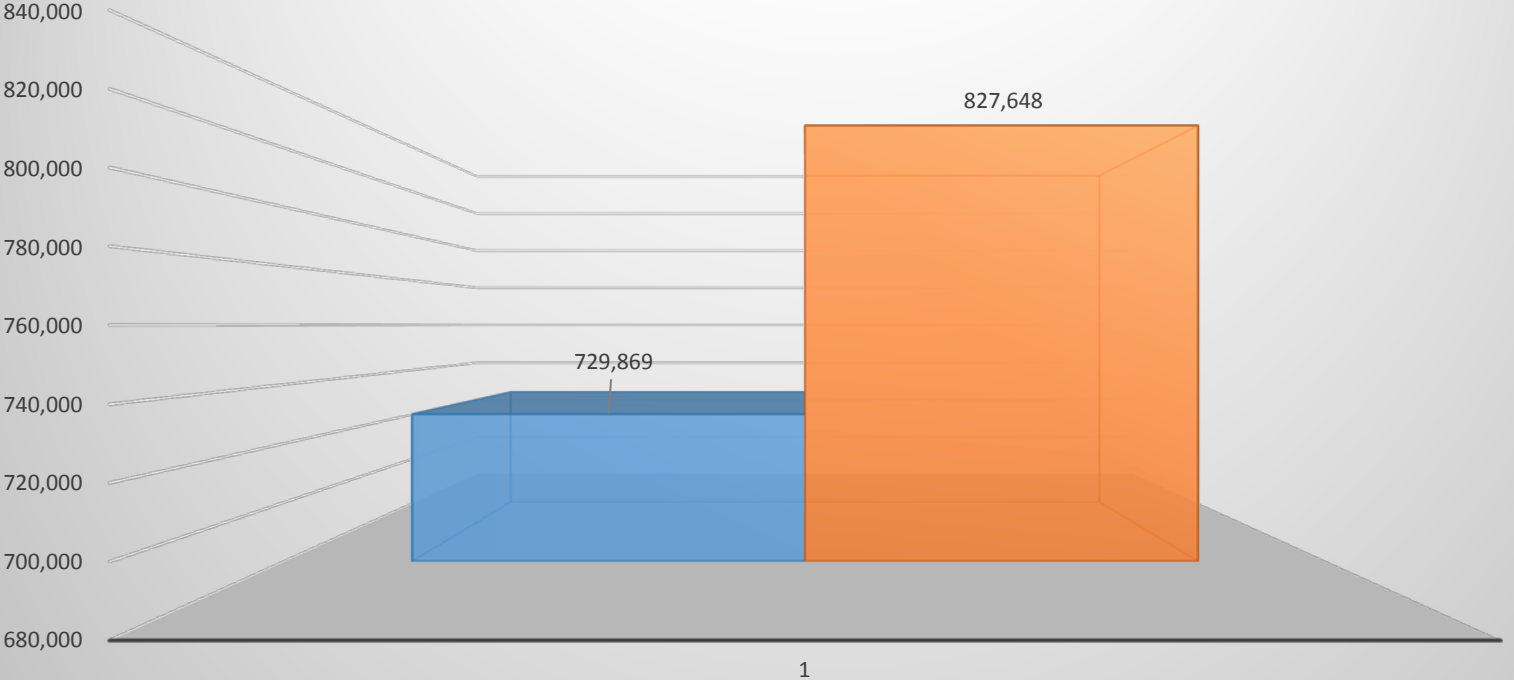
Expenditures Budget vs Actual



Property Tax Collected Year To Date as of January 31, 2018



Sales Tax Collected Year to Date as of January 31, 2018



■ 2017 ■ 2018